

Free eNewsletter

Enter your E-mail

**Shop By Type**

- Cable Assemblies
- Adapters
- Connectors
- Rack Panels
- Bulk Cable
- Tools
- Switch Boxes
- Network Cards
- Hubs & Switches
- Converters & Transceivers
- KVM Switches
- Antennas

Overstock/Sale Items  
Top 10 Products

**Shop By Category**

- IEEE-488 GPIB
- Coaxial
- Monitor, Video
- Fiber Optic
- D-Subminiature
- Modular
- USB, DIN, Firewire, SCSI, and Others
- Wireless Infrastructure
- Weatherproof Enclosures
- Networking and Other Equipment

**Product Wizards**

- Cable Assemblies
- Adapters
- Connectors
- Rack Panels
- Tools
- Switch Boxes
- Network Cards
- Hubs or Switches
- Ethernet Converters
- KVM Switches

**Technical Resources**

- FAQs
- Connector Chart
- Glossary
- Tutorials
- Tips and Videos
- White Papers
- Catalog Downloads
- eNewsletter Archive

You Are Here: [Home](#) > [D-Subminiature](#) > [Adapters, Couplers, Splitters](#) > [Gender Changers](#) > [DGBH](#) > **DGBH78F**

## Slimline Gender Changer, HD78 Female / Female

Features for this product

- Wired straight through to pass signals through a panel or enclosure
- Fully shielded to protect against EMI (electromagnetic interference)
- Gold plated contacts provide reliable connections with repeated mating cycles
- UL grade 94V-0 connector insulator satisfies flammability requirements
- Available in all high density D-sub connector sizes; male/male or female/female genders



Dual-purpose slimline high density gender changers allow mismatched D-sub connectors to mate and are panel mountable to pass cables through a bulkhead (See panel mount tips). The low profile design reduces leverage strain on overstressed computer ports and is fully shielded for electrically noisy environments. Universally designed for serial or parallel applications. Quantity pricing available, please contact your L-com Sales Representative.

Details for this D-Subminiature product

L-com Item #	DGBH78F
Manufacturer	L-com
ASIN # <a href="#">(More)</a>	B000A8QIU8
UPC # <a href="#">(More)</a>	822335020078
RoHS Status	<a href="#">RoHS Compliant</a> <input checked="" type="checkbox"/> <a href="#">(More)</a>

- [Tip](#)
- [Video Clip](#)
- [Video Clip](#)
- [Video Clip](#)
- [Catalog Page](#)
- [Catalog Page](#)
- [2D Drawing \(.pdf\)](#)
- [3D CAD Model \(.step\)](#)

Item #	Description	1-9	10-24	25-99	100-249	250-499
--------	-------------	-----	-------	-------	---------	---------

**RoHS Compliant** Slimline Gender Changer/Adapters - Reduce Port Receptacle Strain Up To 90%

DGB9F	Slimline Gender Changer, DB9 Female / Female
DGB9	Slimline Gender Changer, DB9 Male / Male
DGB15	Slimline Gender Changer, DB15 Female / Female
DGB15	Slimline Gender Changer, DB15 Male / Male
DGB25	Slimline Gender Changer, DB25 Female / Female
DGB25	Slimline Gender Changer, DB25 Male / Male
DGB37	Slimline Gender Changer, DB37 Female / Female
DGB37	Slimline Gender Changer, DB37 Male / Male
DGB50	Slimline Gender Changer, DB50 Female / Female
DGB50	Slimline Gender Changer, DB50 Male / Male

**RoHS Compliant** Socket Saver Adapters - Extend D-Sub Connector Usage and Avoid Major Repairs

DGB9M	Slimline Socket Saver, DB9 Male / Female
DGB15M	Slimline Socket Saver, DB15 Male / Female
DGB25M	Slimline Socket Saver, DB25 Male / Female
DGB37M	Slimline Socket Saver, DB37 Male / Female
DGB50M	Slimline Socket Saver, DB50 Male / Female

**RoHS Compliant** Hi-Density Slimline Gender Changers - Same Small Size for High Density D-Subs

DGBH15F	Slimline Gender Changer, HD15 Female / Female
DGBH15	Slimline Gender Changer, HD15 Male / Male
DGBH26F	Slimline Gender Changer, HD26 Female / Female
DGBH26	Slimline Gender Changer, HD26 Male / Male
DGBH44F	Slimline Gender Changer, HD44 Female / Female
DGBH44	Slimline Gender Changer, HD44 Male / Male
DGBH62F	Slimline Gender Changer, HD62 Female / Female
DGBH62	Slimline Gender Changer, HD62 Male / Male
DGBH78F	Slimline Gender Changer, HD78 Female / Female
DGBH78	Slimline Gender Changer, HD78 Male / Male

**RoHS Compliant** Hi-Density Socket Saver Adapters - Great for Preventing Wear on High Density Connectors

DGBH15MF	Slimline Socket Saver, HD15 Male / Female
DGBH26MF	Slimline Socket Saver, HD26 Male / Female
DGBH44MF	Slimline Socket Saver, HD44 Male / Female
DGBH62MF	Slimline Socket Saver, HD62 Male / Female
DGBH78MF	Slimline Socket Saver, HD78 Male / Female

**RoHS Compliant** Slimline Gender Changer/Adapters - with Pin 9 Missing for Legacy VGA Cable Applications

DGBV15F	Slimline Gender Changer, HD15 Female / Female
DGBV15	Slimline Gender Changer, HD15 Male / Male
DGBV15MF	Slimline Socket Saver, HD15 Male / Female
DMA100M	PS-2 Monitor Adapter, DB9 Male / HD15 Male

**RoHS Compliant** Slimline Gender Changers and Socket Saver - Typical Centronic 36 and SCSI/Telco 50

DGC36	Slimline Centronic Gender Changer, 36 Pin Female / Female
DGC36	Slimline Centronic Gender Changer, 36 Pin Male / Male
DGC50	Slimline SCSI Gender Changer, 50 Pin Female / Female
DGC50	Slimline SCSI Gender Changer, 50 Pin Male / Male
DGC50M	Slimline SCSI Socket Saver, 50 Pin Male / Female


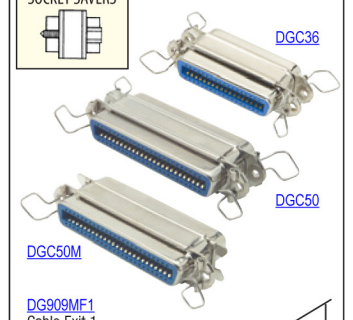

**RoHS Compliant** DB9, HD15 and DB25 Low Profile Right Angle Adapters - Molded and Fully Shielded

Connecting cables in tight spaces can be a problem in many applications. These low profile adapters solve this problem by allowing cables to be connected at a 90 degree angle. Two versions are available for each connector size allowing for cables to exit in opposite directions. Adapters are male to female, fully shielded and are overmolded with gray PVC. Mating hardware is reversible allowing for use in virtually any application.

DG909MF1	Low Profile Right Angle Adapter, DB9 Male / Female, Cable Exit 1
DG909MF2	Low Profile Right Angle Adapter, DB9 Male / Female, Cable Exit 2
DG90H15MF1	Low Profile Right Angle Adapter, HD15 Male / Female, Cable Exit 1
DG90H15MF2	Low Profile Right Angle Adapter, HD15 Male / Female, Cable Exit 2
DG9025MF1	Low Profile Right Angle Adapter, DB25 Male / Female, Cable Exit 1
DG9025MF2	Low Profile Right Angle Adapter, DB25 Male / Female, Cable Exit 2



**See The Video**  
[www.L-com.com/Videos/A03](http://www.L-com.com/Videos/A03)



**Tip** *How to panel mount adapters*

**STEP 1**

1. Remove standard hardware provided with adapter. Mount adapter from rear of panel.

**STEP 2**

2. Secure with jackscrew SDG450XS (purchased separately) from front of panel.

**STEP 3**

3. Thread hex nut SDHS (purchased separately) onto exposed threads of SDG450XS.

SDHS hex nut (2)  
SDG450XS jackscrew (2)

Hardware protrusion increases as the panel thickness increases

\*Note: .062" Max. panel thickness

\*Note: Maximum recommended panel thickness is 0.062". Dimensions in excess of 0.062" can limit proper cable mating due to hex nut protrusion. Panels that exceed 0.062" can be milled down to the recommended thickness in the area around the adapter.